

Cavitation slimming equipment

40K Hz Ultrasonic + Tripolar Body RF + Tripolar Facial RF



Manual

Introduction

Strong sound wave fat system may effectively promote metabolism of body tissue, drive off cellulite, firm skin and improve skin elasticity with lasting effects. In addition, it may increase muscle flexibility and promote cell metabolism.

Functions and working principal

1. Strong force explosion fat and fat removal:

With collective strong sound wave head, strong sound wave of 40000HZ may be emitted to human body for impacting fat cells fiercely and causing friction motion between fat cells. This may cause effective consumption of calories and moisture in fat cells and reduce the size of fat cells. What's more, sound wave vibration may cause fierce impact of fat cells to make them be exploded instantaneously, reduce the amount of fat cells and thereby achieve the effects of removing fat.

2. Dissolve fat, lymphatic drainage, firm skin and enhance skin elasticity:

Being integrated with the most advanced RF technology and radio frequency, the instrument may directly reach the deep-seated fat body and have the excellence of targeted positioning RF. In the fast-active state, fat cell tissue may generate friction heat, increase local temperature and remove excess fat and toxin from the body through sweat gland, enter hepatic circulation and lymph and ultimately achieve the effect of dissolving fat.

3. RF:

It is a short name of high frequency electromagnetic. 10000 times per second is called frequency current, When the RF wave action on the skin, the dermis collagen fiber is heated to 45 degrees to 65 degrees, the collagen fibers shrink instantly, so that to make loose skin wrinkle tightens, also stimulated the dermis collagen will gradually hyperplasia, prompting the dermis to restore firmness and elasticity, so as to achieve the purpose, firming rhytidectomy.


40KHZ Fatness break:

Through the strong shock wave hit the layer of fat, speed vibration deep stubborn fat in fat cells, and produce numerous vacuum cavitation, strong impact fat cells, so that fat cells produce introverted blast, decompose into free fatty acids.

40KHZ Effect

- ◆ Firm the arms, legs, thighs, buttocks, waist, back, abdominal muscles and reshape body
- ◆ Improve and treat the orange peel like fatty tissues of different serious levels
- ◆ With the effects of soothing, decompression and pain relief (such as joint pain, sciatica), promote the regular mechanical aerobic exercise of skin tissue, rapidly relieve stress and remove fatigue.
- ◆ In-depth and strong force lymphatic drainage may realize elimination of metabolism waste in body tissue and realize whole body lymphatic drainage
- ◆ Circulate and activate cells, promote metabolism and so that 100% more collagen and elastic fibers may be gained for improving the facial and body skin
- ◆ Firm, lift and compact the skin and mould the face shape

Accessories



RF (FACE)



RF (BODY)



40K

Technical advantage

1. Use in the cutting-edge technology. Strong sonic booms fat
2. Suitable for all skin.
3. Nursing process, comfortable, painless, no trauma.
4. The operation is simple and easy to use.
5. Low cost, quick return.

Features

1. No surgery and anesthesia can complete process.
2. Won't cause uneven phenomenon.
3. Won't appear haemorrhage and swollen stasis phenomenon.
4. No side effect significantly, won't rebound,.
5. And no hurt; do not affect the normal work and life.

Not suitable crowd

1. Serious illnesses, such as heart disease, gastric, severe stomach, duodenal ulcer, high blood pressure, diabetes, etc.
 2. Woman, lactation women, abdominal surgery, period of less than three months.
- Three tenors, avoid food, with light.
4. And other weight-loss drug discontinuation of advice, 1 ~ 2 months later, weight reduction, immediately if prolonged treatment.
 5. Fasting use instrument, at least 1 hour after the feast to weight loss.

Suggest Operation Method

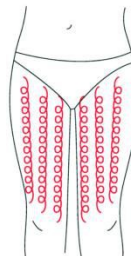
THIGH

Treated time: 30 minutes

1. From down to upper, pushing to the groin to dredge the lymph.



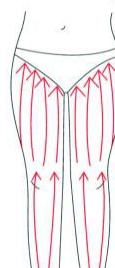
2. From down to upper, circling push by anticlockwise, can help decomposing fatness.



3. Also can push by come-and-go to decompose fatness.



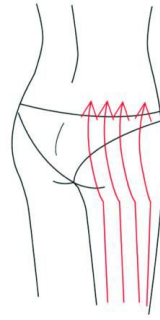
4. Pull from the knee and muscle texture to upper, can improve the curve.



BUTTOCKS

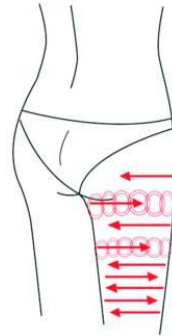
Treated time: 20 to 30 minutes

1. Along the lymph direction, pulling to the waist.



2. From upper to down, by anticlockwise gesture, pull come-and-go.

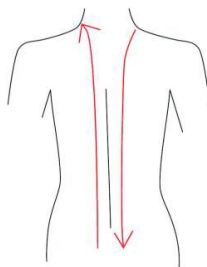
3. Along the muscle of arm, pull up to lift and tight the muscle.



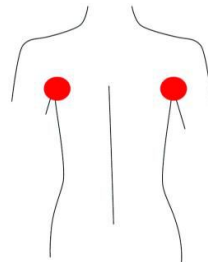
BACK

Treated time: 20 to 30 minutes

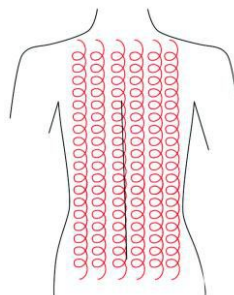
1. First by come-and-go, pushing the bladder nerve 2 to 3 times.



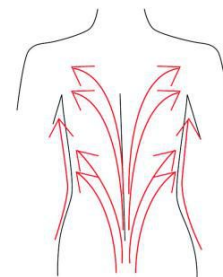
2. Circling by anticlockwise to stimulate the underarm lymph node.



3. On the back, by anticlockwise circling, can help to decompose the fatness.



4. Using lymph drainage gesture, pull the toxin to the lymph node, can help improving the back curve.



ARM

Treated time: 30 minutes

BACK SIDE



1. From the inner elbow to the armpit, doing lymph drainage.

2. Circling to stimulate the lymph node.

3. By anticlockwise or come-and-go pushing, decomposing the fatness

4. From the elbow to the outer, doing tightening gesture.



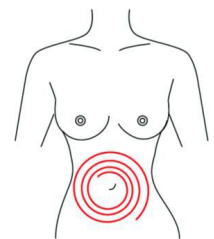
Facade

1. From the elbow to the outer, doing tightening gesture.

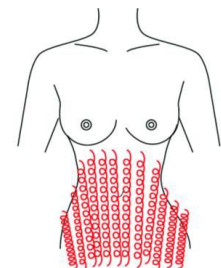
Abdomen

Treated time: 20 to 30 minutes

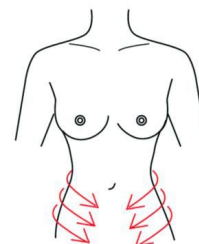
1. From small to large, by clockwise direction, circling around the navel can help peristalsis of the large intestine.



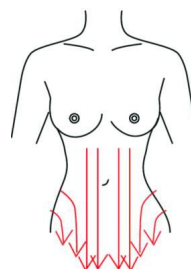
2. From small to large, by anticlockwise direction, circling push down.



3. From the belly and muscle texture, pull to the groin.



4. Through lymph drainage gesture, taking the toxin to the place of groin.



Specification:

1. RF frequency: 1-10MHz
2. RF intensity: Max 60J/cm³
3. Cavitation frequency: 35 KHz-45 KHz

4. Power: 50W
5. Voltage: AC230V±10%, 50Hz±1Hz/ AC110V±10%, 60Hz±1Hz
6. G.W: 10kg
7. Packing size: 55*37*20cm

Maintenance and Service

1. One years warranty for machine
2. There months warranty for parts

Maintenance Record		
Product:		Expiry date of warranty:
Purchasing date:		
Store:	Address:	Tel:
Customer:	Address:	Tel:
Maintenance date:	Fault cause:	Maintenance content: