

iShape III

6in1 Fat Cavitation Machine



4-in-1 function and instruction

1. 40-K functioning principle

Powerful shock wave head emits frequency of 40KHZ sound waves into the human body. Which penetrates into human fat cells causes vibration impacts and movement in the fat cells and in turn can effectively burn calories, reduce water retention in fatty tissues and causes the fat cells to shrink. In addition, the strong acoustic vibration that causes cells to produce a strong vibration impact, cause fatty cells to burst instantaneous, thus reducing fatty cell numbers cells, allowing the removal of the fatty cells.

2.. Radio Frequency Technology - RF:

It is referred to as a high frequency AC change of electromagnetic waves. Change of more than 10,000 times a second called high-frequency current, while the RF is such a high frequency current. When RF waves penetrate the skin, it causes collagen fiber to heat up to 45 °C -65 °C, the collagen fibers immediately contract, so that the loose skin wrinkles are stretched by the stimulation of dermal collagen hyperplasia gradually promote cellular rejuvenation, so as to achieve the purpose of firming and reduce wrinkles.

3.. IPL rejuvenation

The use of wide-spectrum light principle, utilize light particles of different

wavelengths of light energy, the release of specific multi-band laser illumination skin cells, can rapidly enhance the repair and regeneration of skin cells, promote collagen and elastic fibers to reorganize, the complete elimination of the pigment granules to improve the redness, reduce the fine capillaries. Allows you to have young and youth skin.

4.. Ultrasonic

Refers to sound waves that is not audible to the human ear. Normal hearing can hear the sound waves of 16-20 kHz (KHZ), lower than the 16 kHz sound waves known as infrasound or sub-sonic, more than 20 kHz sound waves called ultrasound. The vibrational wave mechanical effects, thermal effects and bio-chemistry effects.

(a) Mechanical Effect: the power of ultrasonic energy, the role of the face can make skin cells along with the vibration, resulting in micro massage effect, changes in cell volume, thereby improving the local blood and lymph circulation, and enhance the permeability of the cell. tissue metabolism and regeneration, soften the tissue, stimulate the nervous system and cell function, and make the skin radiance and elastic.

(b) Thermal Effects: thermal effects of ultrasound can improve the skin surface temperature, accelerate the blood circulation, increase uptakes of nutrients of the skin cells, reduce nerve excitability play a role in analgesia, so that the spasm of the muscle fiber relaxation, play the role of antispasmodic. The internal heat is the heat

of ultrasound, 79% to 82% of the heat carried away by blood from the active region, 18% to 21% of the heat conduction and spread to adjacent tissues, therefore, the patient has no obvious thermal sensation.

(c) Bio-chemistry Reaction: the ultrasonic can enhance the catalytic ability to accelerate the metabolism of skin cells and tissue pH change to alkaline, to reduce the skin inflammation associated with acidosis and pain. The ultrasound can increase the permeability of cell membranes, and depolymerization, which will help the skin to absorb nutrients, which allow the drugs to penetrate into the germs, and improve the bactericidal capacity of nutrients and drugs.

2.. Results

Local skin care and cosmetics for the body cargo

- (1). Smooth fine wrinkles, shrink pores
- (2). Make the skin moist.
- (3). Enhance lymphatic and blood circulation
- (4). Get rid of facial redness
- (5). Eliminate slow acne scars
- (6). Promote collagen and cell activation
- (7). Improve skin activity and toughness

Whole Body or Part Weight Reduction

- (1). Increase the speed of metabolism, speed up the body to excrete waste and excessive water.
- (2). Reduce stretch marks
- (3). Relax muscles, relieve muscle spasms, relieve muscle pain
- (4). To tighten muscles of the arms, legs, thighs, buttocks, lower back, abdominal muscles, re-shaping body contour.
- (5). Effectively improve the orange peel-like skin of the buttocks and thighs, while also helps in postpartum or after effect of liposuction in the abdomen area.

3.. Cautions

- (1). Before using the instruments, you should clean the skin, and apply the appropriate skin care products, to ensure that the instruments work properly.
- (2). Before using the instruments, remove metal jewelry removed so as not to weaken the function of the ion pulse.
- (3). People with sensitive skin will experience slight swelling, this is a normal phenomenon, the swelling will soon subside.
- (4). 40K Fat Cavitation is recommended to be use once a week and more than two times per week.
- (5). Operation of the ultrasonic or 40K Fat Cavitation must have water and other media, otherwise the instrument will have a certain loss.

- (6). 40K Fat Cavitation treatment for some customers may hear ringing in ears; this phenomenon is a normal phenomenon, because this band has been more than a human hearing range.
- (7). This machine is 40kHz shock wave fat cavitation cannot be used on the head (neck). Not be used for the glottis and sexual organs.
- (8). After treatment, the user needs to drink water to replenish moisture.

4.. Not suitable to the following group of people

- (1). Individual with skin wound, open cuts.
- (2). Epileptic suffers
- (3). Patients with heart with heart disease (arrhythmia), especially with a pacemaker.
- (4). Cancer suffers
- (5). Patients with infectious diseases.
- (6). Pregnant women
- (7). Major surgery patients, diabetic's sufferers
- (8). Metal implants patients.
- (9). While beginning the operation, ensure the handle is position at 90 degree (vertical) to the skin; this is to avoid unease feeling by user
- (10). To begin operation, first probe the head to the skin, and then switch on the main power switch. Switch the energy regulation of the mode of operation to a minimum, and then slowly increase the intensity.

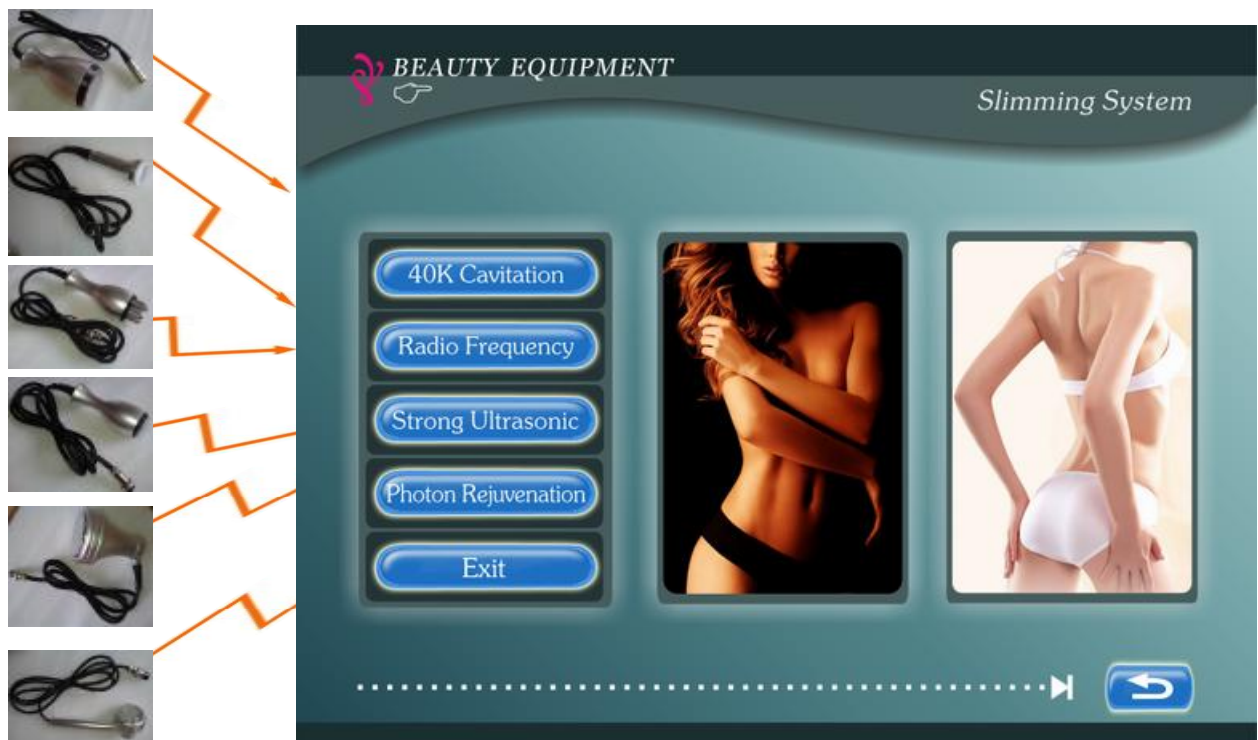
5.. Insttument Systtms IInstruuction



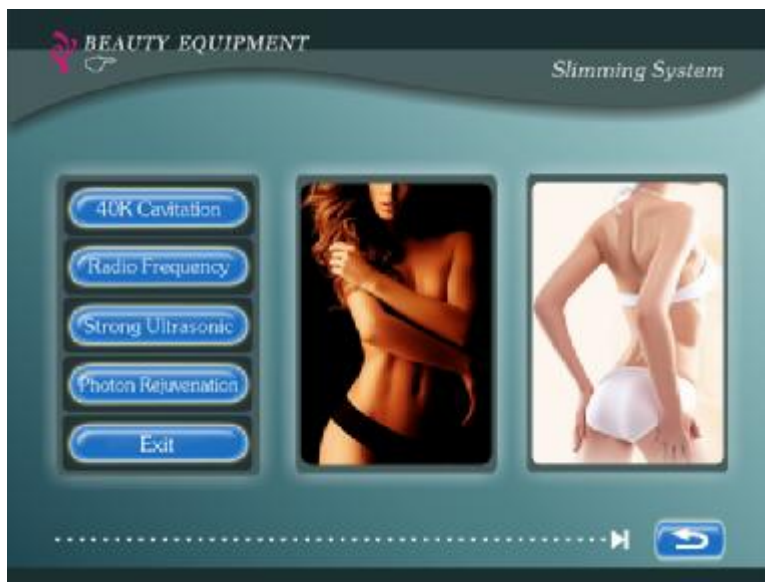
Boot display and see Welcome screen, free to click on the screen to enter the

function interface.

Function Intterfface



40K Fat Caviitation Function Intterface



RF Function Interface



Ultrtrasound Function Intterfface



IPL Function Interface



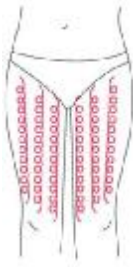
Accessories



Suggested Operatting Metthods

Thigh

- 1.. From bottom to top, to the inguinal lymph nodes.



- 2.. Counter-clockwise circular motion, sliding, burn fat.



3. The right slide, break down fat.&

4. According to the muscle texture sliding improve leg curve.



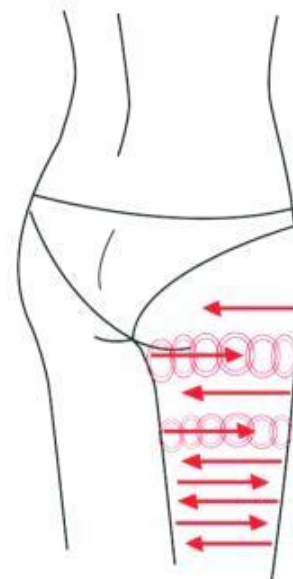
5. According to the muscle texture sliding improve leg curv

Buttock

1. Along toward lymph from the drop down to the waist.
2. From bottom to top slides back and forth, in accordance with the counter-clockwise, circular motion.

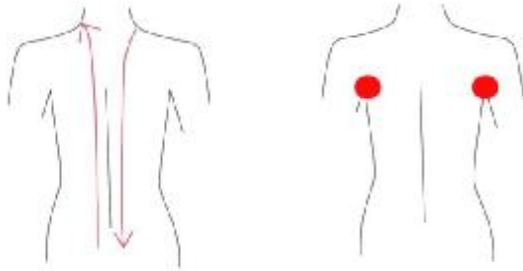


3. from bottom to top, according to the counterclockwise
4. In accordance with the muscle texture sliding compact buttocks skin. Shape the hip circle slides back and forth. Perfect curve.

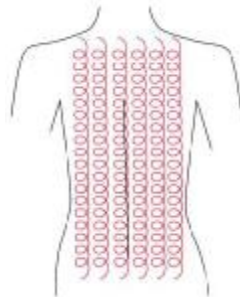


Shoulders

1. First slide up and down, pushing the bladder nerves 2-3 times.



- 2.. The role of circular motion in the axillaries lymph nodes.



•

3. Counter-clockwise circular motion, sliding, burn fat.
4. Using lymphatic drainage techniques, towards the lymphatic circulation, improve the back curve.



Arms

1. From the elbow to the armpit, to do a Lymphatic drainage.



2. Circular
motion to lymphatic drainage.

3. Anticlockwise
burn fat.

4. promote the skin to



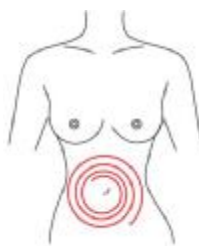
loop sliding, or sliding back and forth,

From the armpit to the elbow, to
tighten.

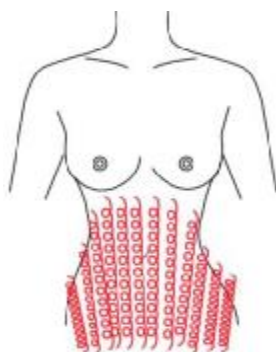


Abdomen

1. Around the navel, the small circle to the approach of the great circle in a clockwise direction, from inside to outside, and promote bowel movements.

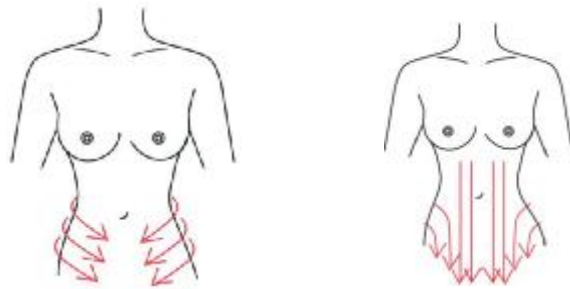


2. Use counter-clockwise, a small circle to circle, circled slide from bottom to top.



3. In accordance with the texture of the abdominal

muscles from the abdomen pulls to groin area.



1. In accordance the lymphatic circulation, pull to groin area, lymph drainage, eliminate toxins

7. Products, services and maintenance

1. the instrument from date of purchase (with notes) host half a year warranty and ther non-warranty or out of warranty, may also be responsible for maintenance and updates, to recover the fee. Spare parts and consumables for supplementary or purchase, please contact the dealer.

2. Failure caused by the following users for personal reasons, does not provide free warranty service:

- A. dismantling unauthorized modification caused by the failure of this product
- B. use accidentally beat the drop caused by the fault.
- C. caused by failure due to lack of reasonable maintenance.
- D. did not fault the correct guidance and instructions for use.

3. The design specifications of our products are subject to change without prior

notice, if in doubt, please contact the company.

8.. TechnicallSpecifiications

40K cavitation:

intensity:50W/CM2

max power consumption : $\leq 50W$

Frequency :40,000hz

Mode:firm/shape

M80 cavitation:

Frequency:1MHZ

max power consumption: $\leq 25w$

Mode: firm/shape

1MHz cavitation:

Frequency:1MHZ

Max power consumption: $\leq 40W$

Mode:firm/shape

Bipolar radio frequency

Frequency:1MHZ

Radio frequency power: $\leq 40W$

Tripolar radio frequency

Frequency: 1Mhz

Radio frequency power: $\leq 40W$

Color Photon:

colors: 4 colors

Red, green, blue, yellow

General information

Display: 7inch touch screen

Power: $\leq 80W$

Operating voltage: 220V/50HZ; 110V/60HZ

Package Size: 58.5*42.5*44.5 (cm)

